

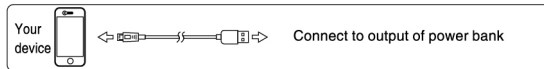
# Power Bank

## User's Manual ENGLISH

- Meeting your emergency and mobile charging needs.
- Suitable for nearly all kinds of mobile phones and digital products with USB connector.
- Built-in protection ICs to avoid over-charge, over-discharge, over-current and short circuit.
- Intelligent power management solution for steadiness and high efficiency.

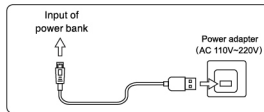
### ■ Operation Instructions:

- Connect your device to the output of the Powerbank with a compatible cable (USB Type-A for the Powerbank connection) (see picture below).

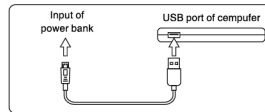


- To charge the Powerbank
  - Method I: Connect the Input of your Powerbank with a Power Adapter (5V/2A max.). (see **picture 1**)
  - Method II: Connect the Input of your Powerbank with a Computer. (see **picture 2**)

Depending on the model of the Powerbank, you can charge by micro-USB connection and/or a Lightning connection



picture 1



picture 2

### ■ FAQ

Q: Unable to charge Powerbank.

A1: Check if power adapter is the right one and if the connecting cable and connector work well.

Q: Powerbank unable to charge your device.

A1: Powerbank voltage is too low, please charge it first.

A2: Your device voltage is not compatible with Powerbank output voltage, please check your device voltage.

A3: Wrong connection between your device and the Powerbank, or unqualified connecting cable and connector. Please check them and use qualified ones.

A4: Powerbank failure, please contact your local distributor.

### ■ TIPS

- Please charge Powerbank once at least every 3 months if not used for a long time.
- When used, Powerbank gets a bit hot. It is normal if the temperature is not over 60 degrees Celsius.
- Keep Powerbank dry, do not wipe with chemical cleansers.
- Take care of the environment, please recycle Powerbank at a designated place, do not dispose it randomly.

### ■ IMPORTANT

- Keep children and unqualified users out of reach of Powerbank, unless they are accompanied and guided by qualified people.
- Do not crush, self-dismantle, stab, wet, dampen and squeeze Powerbank.
- Do not place Powerbank in high temperature conditions, which may lead to its failure or cause fire.
- Do not charge a device that is not compatible with the Powerbank, otherwise it might cause failure or fire.